ARCUS SPEC 3D LARGE - COMBO SYSTEM

(Standard Cut + Free Cut Finishing Piece)

3D Bending · Static White

Date	Fixture type
Project name	Project phase

Features

The Arcus Combo System combines standard cut and free cut capabilities to provide precise, made-to-order lengths, utilizing Standard Cuts for the majority of the runs, with Free Cuts reserved only for the finishing segments. This combo usage achieves cost savings of 20–40% versus using Free Cuts for the entire length. Both Arcus Standard Cut and Free Cut maintain consistent binning and brightness.

The system is suitable for indoor and outdoor applications, and delivers exceptional performance with a CRI over 95, brightness of up to 294 lm/ft, and 1-step binning, ensuring robustness and design flexibility.

Applications

Living rooms, TV walls, feature walls, under-cabinet areas, staircases, ceiling coves, hallways, etc.

Combo System





Bending Directions & Diameters

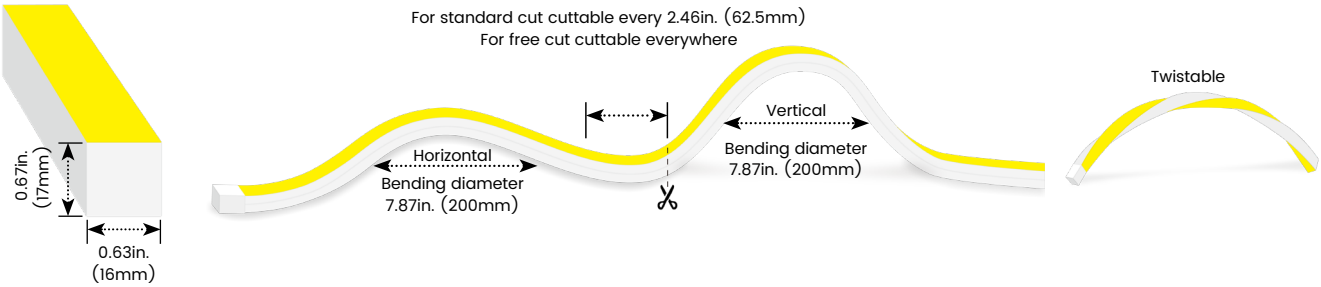

Order Code

Model	Environment	Voltage	CCT	Power	End Cap	
AS3DL	**D5-Dry (IP54)**	**24V**-DC24V	**27K**-2700K	**3.1**-3.05W/ft	**FT**	Flush Translucent
AS3DLFC	**W7-Wet(IP67)**		**30K**-3000K		**FO**	Flush Opaque
			35K-3500K			
			40K-4000K			

Assembly Builder

Left Feed Entry			
F	Front	**OW**	Open wire 3.28ft (1m)
B	Bottom	**MC**	Male connector with 11.81in. (300mm) cable
S	Side	**FC**	Female connector with 11.81in. (300mm)cable
C	Closed	**NA**	Only for Closed Feed Entry

***AS3DLFC:** Free Cut delivers precise field-cut lengths for the last segment, while keeping in line with standard cut in dimensions, binning, output, and mounting for a uniform appearance.

Assembly Builder

Right Feed Entry				Length	
F	Front	**OW**	Open wire 3.28ft (1m)	**Max. nominal**	16.4ft(5m)
B	Bottom	**MC**	Male connector with 11.81in. (300mm) cable	*For Standard Cut	
S	Side	**FC**	Female connector with 11.81in. (300mm)cable	**Increment**	2.46in.(62.5mm)
C	Closed	**NA**	Only for Closed Feed Entry	*For Standard Cut	

*We will list the nearest actual manufacturing length on the quotation, based on your requested length.

Mounting Order Code

Product Code
Please select on the Mounting Options page

ARCUS SPEC 3D LARGE - COMBO SYSTEM

3D Bending · Static White

(Standard Cut + Free Cut Finishing Piece)

Lumen Output (lm/ft)

CCT	3.05W/ft
2700K	264
3000K	272
3500K	287
4000K	294
Max. Run for Class 2 - Standard Cut	16.4ft (5m)
Max. Run Supported Length for Standard Cut	16.4ft (5m)
Max. Run for Class 2 - Free Cut	13.1ft (4m)
Max. Run Supported Length for Free Cut	13.1ft (4m)

*Typically installations in USA and Canada comply with Class 2 requirements

Techinical Details

Efficacy	89lm/W @3000K 3.05W
CRI	CRI>95
Beam Angle	120°
LED MacAdam	1 step
IK Rating	IK10 (with aluminium profile)
Average Life (L70B10)	>44,000 hours
Storage Temperature	-40°F~149°F (-40°C~ 65°C)
Operating Temperature	-40°F~149°F (-40°C~ 65°C)

Photometry

AS3DL-D5-24V-30K-3.1-FT-F-OW-F-OW

ARCUS SPEC 3D LARGE, 3D bending, 3000K, 3.05W/ft

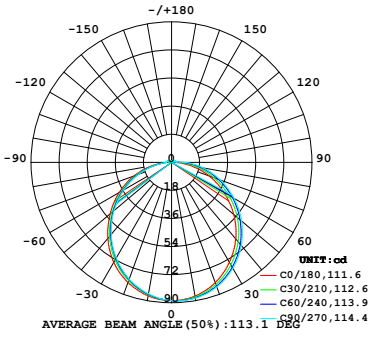

Zonal Lumen Summary

Zone	Lumen	% Fixture
0-30	68.5	25.2%
0-40	112.1	41.2%
0-60	198.9	73.2%
0-90	263.1	96.8%
0-180	271.9	100.0%

TM30

ARCUS SPEC 3D LARGE, 3D bending, 3500K, 3.05W/ft

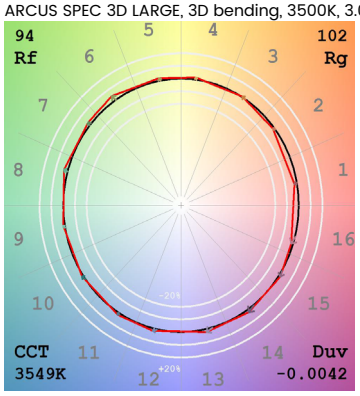

ARCUS SPEC 3D LARGE - COMBO SYSTEM

3D Bending · Static White

(Standard Cut + Free Cut Finishing Piece)

Feed Entry / End Cap Options

FT: Flush Translucent – IP67, factory-made only



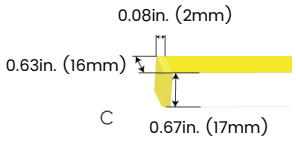

FO: Flush Opaque – IP67, factory-made only



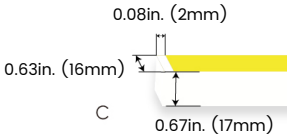

Silicone end cap – IP67, for field cuttable only



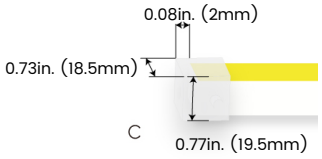

Connector Wire Options



OW: Open wire, **Dry only**
Standard 3.28ft (1m),20 AWG,
wire length customizable

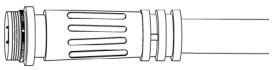

MC: Male connector, **Wet**
Standard 11.81in. (300mm), 20 AWG

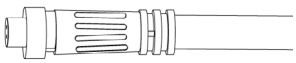

FC: Female connector, **Wet**
Standard 11.81in. (300mm), 20 AWG

ARCUS SPEC 3D LARGE - COMBO SYSTEM

3D Bending · Static White

(Standard Cut + Free Cut Finishing Piece)

Mounting Options


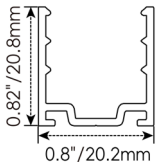

NF1617-SC

Name	Straight surface channel
Material	Aluminum
Standard Length	3.28ft (1m)


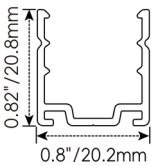

NF1617-BC

Name	Bendable surface channel
Material	Aluminum
Standard Length	3.28ft (1m)
Min. Bending Radius	11.8in (300mm)


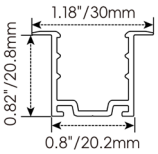

NF1617-RC

Name	Straight recessed channel
Material	Aluminum
Standard Length	3.28ft (1m)

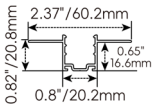

NF1617-MC

Name	Mud-in channel
Material	Aluminum
Standard Length	3.28ft (1m)


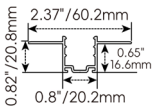

NF1617-BMC

Name	Bendable mud-in channel
Material	Aluminum
Standard Length	3.28ft (1m)
Min. Top Bending Radius	11.8in (300mm)
Min. Side Bending Radius	31.5in. (800mm)

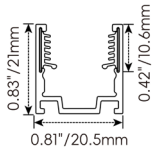

NF1617-SCS

Name	Straight surface channel
Material	Aluminum with silicone groove
Standard Length	3.28ft (1m)


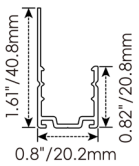

NF1617-LBC

Name	Light-block channel
Material	Aluminum
Standard Length	3.28ft (1m)

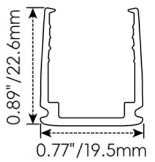

NF1617-PC

Name	PC channel
Material	Polycarbonate
Standard Length	3.28ft (1m)

ARCUS SPEC 3D LARGE - COMBO SYSTEM

3D Bending · Static White

(Standard Cut + Free Cut Finishing Piece)

Mounting Options

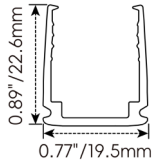

NF1617-BPC

Name	Bendable surface channel
Material	Polycarbonate
Standard Length	3.28ft (1m)
Min. Bending Radius	5.91in. (150mm)


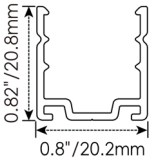

NF1617-CL

Name	Mounting clip
Material	Aluminum
Standard Length	0.98in. (25mm)

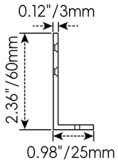

NF1617-LS

Name	L-shaped mounting bracket
Material	Aluminum
Standard Length	0.79in.(20mm)

* NF1617-LS must be installed with NF1617-SC

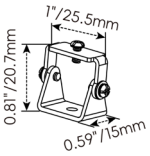

NF1617-AC

Name	Adjustable mounting clip
Material	Stainless steel
Standard Length	1 in. (25.5mm)

* NF1617-AC must be installed with NF1617-SC

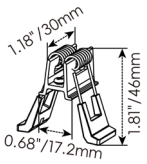

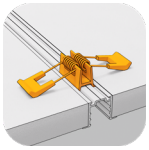

NF1617-RC-SPC

Name	Spring clip
Standard Pkg	1pcs

* NF1617-RC-SPC must be installed with NF1617-RC

ARCUS SPEC 3D LARGE - COMBO SYSTEM

3D Bending · Static White

(Standard Cut + Free Cut Finishing Piece)

Silicone End Caps (Optional, purchase for extra)



NF1617-SEC-C
Silicone closed end cap



NF1617-SEC-F-2P
Silicone end cap front entry with 11.81in. (300mm) cable, 2 pin



NF1617-SEC-S-2P
Silicone end cap side entry with 11.81in. (300mm) cable, 2 pin

NF1617-SEC-B-2P
Silicone end cap bottom entry with 11.81in. (300mm) cable, 2 pin

Additional Accessories (Optional, purchase for extra)

MCW-2P-67
Male connector,
11.81in. (300mm)white cable,
2 pin, IP67, Wet, 18 AWG

FCW-2P-67
Female connector,
11.81in. (300mm) white cable,
2 pin, IP67, Wet, 18 AWG

MCB-2P-67
Male connector,
11.81in. (300mm) black cable,
2 pin, IP67, Wet, 18 AWG

FCB-2P-67
Female connector,
11.81in. (300mm) black cable,
2 pin, IP67, Wet, 18 AWG

ADJS
1 Adjustable Angle Scissors Set,
with 4 Spare Blades



NF1617-IT
Installation tool for NF1617-BPC

ARCUS SPEC 3D LARGE - COMBO SYSTEM

3D Bending · Static White

(Standard Cut + Free Cut Finishing Piece)

Drivers

Non-dimmable

Code	Max Load	Input	Output	Class 2	With Junction Box	Environment	Size (L x W x H)
KV-24030-ASW	30W	100-277VAC	24V	Yes	No	Dry/Damp	6.1 x 2.1 x 0.8in. (155 x 54 x 20mm)
KV-24060-ASW	60W	100-277VAC	24V	Yes	No	Dry/Damp	7 x 2.4 x 0.9in. (178 x 61 x 24mm)
KV-24096-ASW	96W	100-277VAC	24V	Yes	No	Dry/Damp/Wet	9.1 x 2.8 x 1.7in. (230 x 70 x 43mm)

Phase cut/Triac-dimmable

Code	Max Load	Input	Output	Class 2	With Junction Box	Environment	Size (L x W x H)
KVF-24030-TDW	30W	100-277VAC	24V	Yes	No	Dry/Damp	6.1 x 2.1 x 0.8in. (155 x 54 x 20mm)
KVF-24060-TDW	60W	100-277VAC	24V	Yes	No	Dry/Damp	7 x 2.4 x 0.9in. (178 x 61 x 24mm)
KVF-24096-TDW	96W	100-277VAC	24V	Yes	No	Dry/Damp/Wet	9.1 x 2.8 x 1.7in. (230 x 70 x 43mm)
KVF-24030-TDWJ	30W	100-277VAC	24V	Yes	Yes	Dry/Damp	6.5 x 3.6 x 1in. (165 x 92 x 26mm)
KVF-24060-TDWJ	60W	100-277VAC	24V	Yes	Yes	Dry/Damp	7.4 x 3.6 x 1in. (188 x 92 x 26mm)
KVF-24096-TDWJ	96W	100-277VAC	24V	Yes	Yes	Dry/Damp	8.7 x 3.7 x 1.6in. (220 x 93 x 41mm)
KVF-24192-TDWJ	192W (96Wx2)	100-277VAC	24V	Yes	Yes	Dry/Damp	10.9 x 4.3 x 1.8in. (278 x 110 x 45mm)
KVF-24288-TDWJ	288W (96Wx3)	100-277VAC	24V	Yes	Yes	Dry/Damp	11.9 x 4.3 x 1.8in. (301 x 110 x 45mm)
KVF-24384-TDWJ	384W (96Wx4)	100-277VAC	24V	Yes	Yes	Dry/Damp	12.7 x 5.5 x 1.9in. (323 x 140 x 48mm)

4 in 1-dimmable (0-10V/1-10V/Potentiometer/10V PWM)

Code	Max Load	Input	Output	Class 2	With Junction Box	Environment	Size (L x W x H)
KVD-24030-DIM	30W	100-277VAC	24V	Yes	No	Dry/Damp	6.1 x 2.1 x 0.8in. (155 x 54 x 20mm)
KVD-24060-DIM	60W	100-277VAC	24V	Yes	No	Dry/Damp	7 x 2.4 x 0.9in. (178 x 61 x 24mm)
KVD-24096-DIM	96W	100-277VAC	24V	Yes	No	Dry/Damp/Wet	9.1 x 2.8 x 1.7in. (230 x 70 x 43mm)
KVD-24030-DIMJ	30W	100-277VAC	24V	Yes	Yes	Dry/Damp	6.5 x 3.6 x 1in. (165 x 92 x 26mm)
KVD-24060-DIMJ	60W	100-277VAC	24V	Yes	Yes	Dry/Damp	7.4 x 3.6 x 1in. (188 x 92 x 26mm)
KVD-24096-DIMJ	96W	100-277VAC	24V	Yes	Yes	Dry/Damp	8.7 x 3.7 x 1.6in. (220 x 93 x 41mm)
KVD-24192-DIMJ	192W (96Wx2)	100-277VAC	24V	Yes	Yes	Dry/Damp	10.9 x 4.3 x 1.8in. (278 x 110 x 45mm)
KVD-24288-DIMJ	288W (96Wx3)	100-277VAC	24V	Yes	Yes	Dry/Damp	11.9 x 4.3 x 1.8in. (301 x 110 x 45mm)
KVD-24384-DIMJ	384W (96Wx4)	100-277VAC	24V	Yes	Yes	Dry/Damp	12.7 x 5.5 x 1.9in. (323 x 140 x 48mm)

5 in 1-dimmable (Triac/0-10V/1-10V/Potentiometer/10V PWM)

Code	Max Load	Input	Output	Class 2	With Junction Box	Environment	Size (L x W x H)
KVG-24030-DW	30W	100-277VAC	24V	Yes	No	Dry/Damp	6.1 x 2.1 x 0.8in. (155 x 54 x 20mm)
KVG-24060-DW	60W	100-277VAC	24V	Yes	No	Dry/Damp	7 x 2.4 x 0.9in. (178 x 61 x 24mm)
KVG-24096-DW	96W	100-277VAC	24V	Yes	No	Dry/Damp/Wet	9.1 x 2.8 x 1.7in. (230 x 70 x 43mm)
KVG-24030-DWJ	30W	100-277VAC	24V	Yes	Yes	Dry/Damp	6.5 x 3.7 x 1.6in. (165 x 95 x 40mm)
KVG-24060-DWJ	60W	100-277VAC	24V	Yes	Yes	Dry/Damp	7.4 x 3.7 x 1.6in. (188 x 95 x 40mm)
KVG-24096-DWJ	96W	100-277VAC	24V	Yes	Yes	Dry/Damp	8.7 x 3.7 x 1.6in. (220 x 95 x 40mm)
KVG-C24192-DWJ	192W (96Wx2)	100-277VAC	24V	Yes	Yes	Dry/Damp	10.9 x 4.3 x 1.8in. (278 x 110 x 45mm)
KVG-C24288-DWJ	288W (96Wx3)	100-277VAC	24V	Yes	Yes	Dry/Damp	11.9 x 4.3 x 1.8in. (301 x 110 x 45mm)
KVG-C24384-DWJ	384W (96Wx4)	100-277VAC	24V	Yes	Yes	Dry/Damp	12.8 x 5.5 x 1.9in. (325 x 140 x 48mm)

ARCUS SPEC 3D LARGE - COMBO SYSTEM

3D Bending · Static White

(Standard Cut + Free Cut Finishing Piece)

Wiring Diagram

Non-dimmable

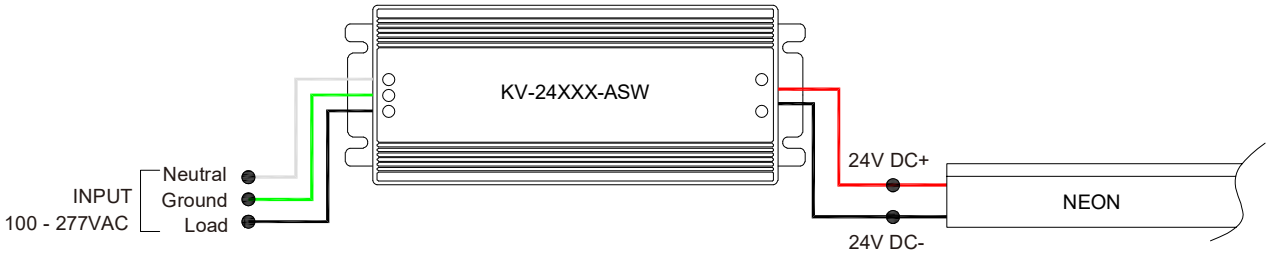

Phase cut/Triac-dimmable

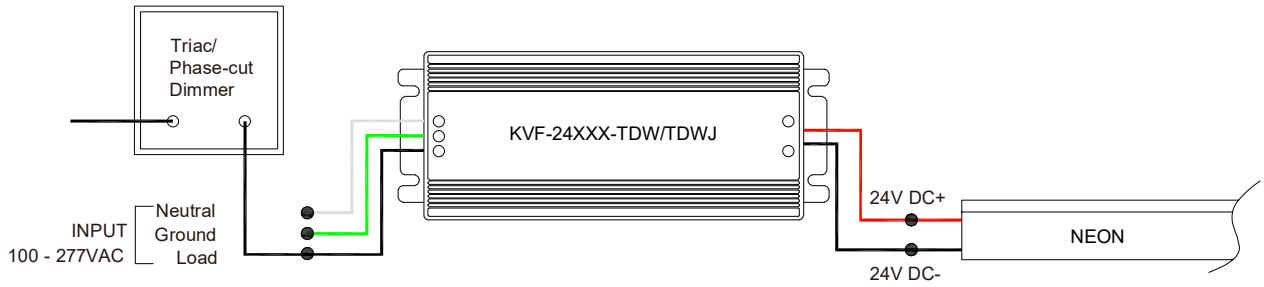

4 in 1-dimmable (0-10V/1-10V/Potentiometer/10V PWM)

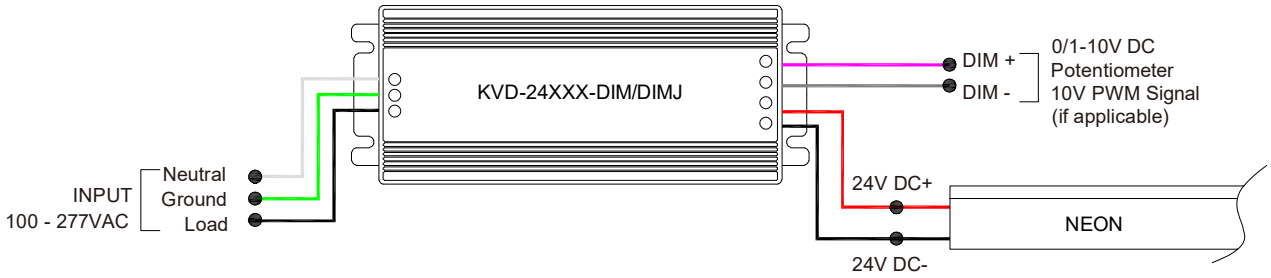

5 in 1-dimmable (Triac/0-10V/1-10V/Potentiometer/10V PWM)

ARCUS SPEC 3D LARGE - COMBO SYSTEM

3D Bending · Static White

(Standard Cut + Free Cut Finishing Piece)

24V Voltage Drop & Maximum Wire Length Chart

Based on 24V voltage with a 3% voltage drop allowance. Indicates the maximum wire length from the power supply to the start of the run.

Total load	8AWG	10AWG	12AWG	14AWG	16AWG	18AWG	20AWG	22AWG
10W / 0.4A	1588ft (484.0m)	999ft (304.5m)	628ft (191.4m)	395ft (120.4m)	248ft (75.5m)	156ft (47.5m)	98ft (29.8m)	61ft (18.5m)
20W / 0.8A	794ft (242.0m)	499ft (152.1m)	314ft (95.7m)	197ft (60.0m)	124ft (37.8m)	78ft (23.7m)	49ft (14.9m)	30ft (9.1m)
30W / 1.3A	529ft (161.2m)	333ft (101.5m)	209ft (63.7m)	131ft (39.9m)	82ft (24.9m)	52ft (15.8m)	32ft (9.7m)	20ft (6.1m)
40W / 1.7A	397ft (121.0m)	249ft (75.9m)	157ft (47.8m)	98ft (29.8m)	62ft (18.9m)	39ft (11.8m)	24ft (7.3m)	15ft (4.5m)
50W / 2.1A	317ft (96.6m)	199ft (60.6m)	125ft (38.1m)	79ft (24.0m)	49ft (14.9m)	31ft (9.4m)	19ft (5.7m)	12ft (3.6m)
60W / 2.5A	264ft (80.4m)	166ft (50.6m)	104ft (31.7m)	65ft (19.8m)	41ft (12.5m)	26ft (7.9m)	16ft (4.8m)	10ft (3.0m)
70W / 2.9A	226ft (68.8m)	142ft (43.2m)	89ft (27.1m)	56ft (17.0m)	35ft (10.6m)	22ft (6.7m)	14ft (4.2m)	8ft (2.4m)
80W / 3.3A	198ft (60.3m)	124ft (37.8m)	78ft (23.7m)	49ft (14.9m)	31ft (9.4m)	19ft (5.7m)	12ft (3.6m)	7ft (2.1m)
90W / 3.8A	176ft (53.6m)	111ft (33.8m)	69ft (21.0m)	43ft (13.1m)	27ft (8.2m)	17ft (5.1m)	10ft (3.0m)	6ft (1.8m)
100W / 4.2A	158ft (48.1m)	99ft (30.1m)	62ft (18.9m)	39ft (11.8m)	24ft (7.3m)	15ft (4.5m)	9ft (2.7m)	6ft (1.8m)
110W / 4.6A	144ft (43.8m)	90ft (27.4m)	57ft (17.3m)	35ft (10.6m)	22ft (6.7m)	14ft (4.2m)	9ft (2.7m)	5ft (1.5m)
120W / 5.0A	132ft (40.2m)	83ft (25.3m)	52ft (15.8m)	32ft (9.7m)	20ft (6.1m)	13ft (3.9m)	8ft (2.4m)	5ft (1.5m)
130W / 5.4A	122ft (37.1m)	76ft (23.1m)	48ft (14.6m)	30ft (9.1m)	19ft (5.7m)	12ft (3.6m)	7ft (2.1m)	4ft (1.2m)
140W / 5.8A	113ft (34.4m)	71ft (21.6m)	44ft (13.4m)	28ft (8.5m)	17ft (5.1m)	11ft (3.3m)	7ft (2.1m)	4ft (1.2m)
150W / 6.3A	105ft (32.0m)	66ft (20.1m)	41ft (12.5m)	26ft (7.9m)	16ft (4.8m)	10ft (3.0m)	6ft (1.8m)	4ft (1.2m)
160W / 6.7A	99ft (30.1m)	62ft (18.9m)	39ft (11.8m)	24ft (7.3m)	15ft (4.5m)	9ft (2.7m)	6ft (1.8m)	3ft (0.9m)
170W / 7.1A	93ft (28.3m)	58ft (17.6m)	36ft (10.9m)	23ft (7.0m)	14ft (4.2m)	9ft (2.7m)	5ft (1.5m)	3ft (0.9m)
180W / 7.5A	88ft (26.8m)	55ft (16.7m)	34ft (10.3m)	22ft (6.7m)	13ft (3.9m)	8ft (2.4m)	5ft (1.5m)	3ft (0.9m)
190W / 7.9A	83ft (25.3m)	52ft (15.8m)	33ft (10.0m)	20ft (6.0m)	13ft (3.9m)	8ft (2.4m)	5ft (1.5m)	3ft (0.9m)
200W / 8.3A	79ft (24.0m)	49ft (14.9m)	31ft (9.4m)	19ft (5.7m)	12ft (3.6m)	7ft (2.1m)	4ft (1.2m)	3ft (0.9m)
210W / 8.8A	75ft (22.8m)	47ft (14.3m)	29ft (8.8m)	18ft (5.4m)	11ft (3.3m)	7ft (2.1m)	4ft (1.2m)	2ft (0.6m)
220W / 9.2A	72ft (21.9m)	45ft (13.7m)	28ft (8.5m)	18ft (5.4m)	11ft (3.3m)	7ft (2.1m)	4ft (1.2m)	2ft (0.6m)
230W / 9.6A	69ft (21.0m)	43ft (13.1m)	27ft (8.2m)	17ft (5.1m)	10ft (3.0m)	6ft (1.8m)	4ft (1.2m)	2ft (0.6m)
240W / 10.0A	66ft (20.1m)	41ft (12.5m)	26ft (7.9m)	16ft (4.8m)	10ft (3.0m)	6ft (1.8m)	4ft (1.2m)	2ft (0.6m)
250W / 10.4A	63ft (19.2m)	40ft (12.1m)	25ft (7.6m)	15ft (4.5m)	9ft (2.7m)	6ft (1.8m)	3ft (0.9m)	2ft (0.6m)