

Desire

Ceiling LED profile


LED |



Installation Instructions


Technical data:

- Input: 24Vdc constant voltage.
- IP 20
- Electrical protection class: Class III



For reference only

Disconnect mains power before installation.



Important:

This light fixture is classified as electrical & electronic waste (WEEE). Once ceased operation It is mandatory to destroy it according to your local waste directives.

Warning:


1. Connecting this light fixture to mains will be conducted only by qualified and licensed electrician. It is mandatory to disconnect mains supply prior to installation or service.
2. Replace any broken protective cover.
3. This light fixture is designed for indoor installation, according to listed IP level.
4. The usage of non-complying dimming devices for low voltage systems may damage the power supply device.
5. The light fixture must not be covered by any isolation material.

Maintenance:

1. Use only a soft antistatic wipe to clean the diffuser.
2. In case of a fault, do not try to fix it on your own. Uninstall the light fixture and contact your nearest official service station.
3. Do not use Alcohol, detergents, chemical and such to clean the light fixture.
4. The light source unit is non-replaceable.

Electrical wiring scheme:






EIN-HASHOFET LIGHTING INDUSTRIES

LIGHT ENGINEERING & MANAGEMENT SYSTEMS

Installation instructions:

Install the light fixture:



Ceiling installation:

1. Install supplied fixing elements every 60cm max., aligned in a straight line. 2 support points at least. Use appropriate anchoring device according the ceiling type.
2. Connect the light fixture to the power supply, according to the wiring scheme.
3. Attach the LED profile to the installed fixing elements, and press till a 'click' is made.
4. Light fixture is ready for operation

We hold our rights to change and update technical data on luminaires without prior notice. Although all efforts conducted in accessibility of data, inaccuracies and/or typographical errors may occur. Instructions are worded in the masculine language for convenience only, and refer to all genders. Warranty is valid according to the enlisted data on our website, and/or as listed on client quotation, by our local representative.



Eltam-Steinitz Lighting Industries A.C.S LTD

☎ 04-9035300 ☎ 04-9035507 📍 Kibbutz Ein Hashofet ✉ eltam@eltam-eh.com 🌐 www.eltam-eh.co.il